

Picture 10



Picture 11




Picture 12



Picture 13



Picture 14




Picture 15



Picture 9



Picture 8




Picture 7




Picture 16



Picture 17



Picture 18



Picture 6



Picture 5



Picture 4



Picture 3



Picture 2



Picture 1

PROPOSED DEMOLITION PLAN

Scale 1:600


INDEX:

- (A)** SHADED BUILDINGS TO BE DEMOLISHED AND TO EXTEND 300mm BELOW GROUND LEVEL UNLESS OTHERWISE NOTED.
- (B)** EXISTING BOUNDARY WALLS TO REMAIN
- (P)** DENOTES LOCATION FROM WHERE PICTURES HAVE BEEN TAKEN
- (C)** EXISTING BUILDING TO REMAIN UNALTERED
- (G)** EXISTING GROUND TO BE REDUCED 300mm BELOW GROUND LEVEL UNLESS OTHERWISE NOTED.
- (R)** EXISTING POOL TO BE CAREFULLY REMOVED

GENERAL DEMOLITION NOTES:

- 1) THE DEMOLITION IS TO BE CARRIED OUT IN SUCH A MANNER SO AS TO CAUSE AS LITTLE DUST, NOISE AND INCONVENIENCE TO THE GENERAL PUBLIC.
- 2) THE CONTRACTOR HAS TO OBTAIN APPROVAL FROM THE NECESSARY STATUTORY AUTHORITIES PRIOR TO STARTING THE DEMOLITION WORKS ON SITE.
- 3) CONTRACTOR TO ENSURE THAT THE NECESSARY DISCONNECTION CERTIFICATES HAVE BEEN OBTAINED.
- 4) CONTRACTOR TO INSPECT DRAINS AND SERVICES AND PROTECT AS NECESSARY.
- 5) CONTRACTOR TO AGREE EXTENT AND POSITION OF THE HOARDING WITH THE GOVERNMENT SUPERVISING OFFICER.
- 6) ALL ASBESTOS WITHIN THE SITE TO BE REMOVED IN ACCORDANCE WITH THE APPROVED METHOD STATEMENT PRIOR TO COMMENCING THE DEMOLITION WORKS.
- 7) THE DEMOLITION IS TO BE CARRIED OUT IN ACCORDANCE WITH THE APPROVED METHOD STATEMENT.
- 8) GROUND SLABS TO BE BROKEN DOWN AND FOUNDATION TO BE REMOVED, UNLESS NOTED OTHERWISE BY GOVERNMENT SUPERVISING OFFICER.
- 9) CONTRACTOR IS TO ENSURE HE IS CONVERSANT WITH THE PRE-TENDER HEALTH AND SAFETY PLAN AND HAS SUBMITTED THE NECESSARY RISK ASSESSMENTS AND METHOD STATEMENTS.
- 10) WHERE VOIDS ARE TO BE FILLED WITH SELECTED DEMOLITION MATERIAL, THIS SHOULD BE CARRIED OUT IN LAYERS NOT EXCEEDING 200mm.
- 11) THE CONTRACTOR IS TO TAKE SPECIAL CARE IN PROTECTING EXISTING EXTERNAL PAVED AREAS.
- 12) DEBRIS IS TO BE DISPOSED OF FROM SITE TO AN APPROVED LOCATION.
- 13) STEEL FRAME TO BE DISMANTLED AND DISPOSED OF, AS INSTRUCTED BY GOVERNMENT SUPERVISING OFFICER.
- 14) ALL DIMENSIONS MUST BE CHECKED ON SITE AND NOT SCALED FROM THIS DRAWING.
- 15) THIS DRAWING MUST BE READ IN CONJUNCTION WITH DRAWING No. 61 / 330

Notes

A	
Date	Revision
 H.M Government of Gibraltar Technical Services Department Joshua Hassan House Secretary's Lane Gibraltar	

Client

Job Title
Proposed Parking Arrangement at No.4 Dock

DRAWING TITLE
DEMOLITION PLAN

Scale As Shown	
Date 23.11.2012	Drawn by J. RUSSO
Drg. No. 61/335	Rev.